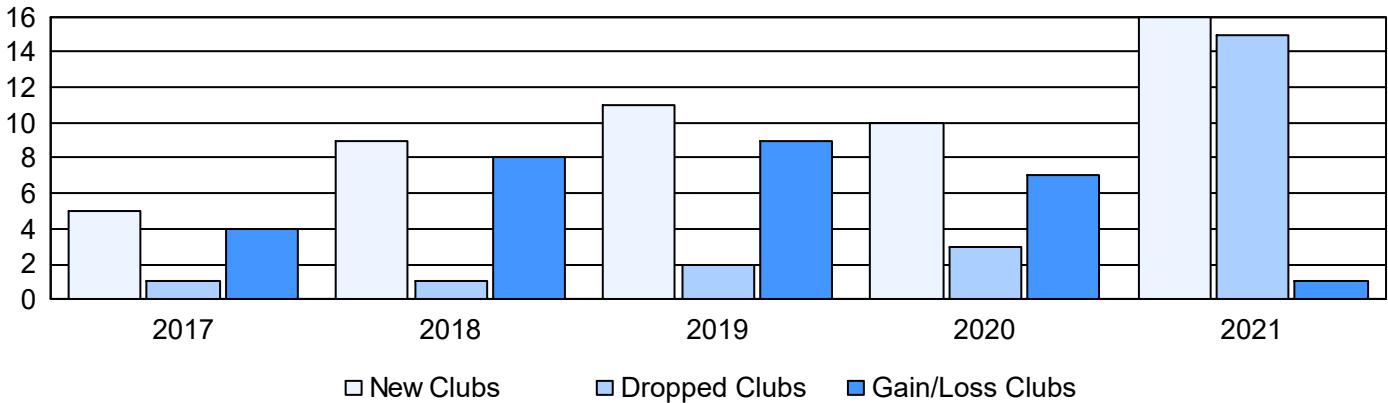


Multiple District S

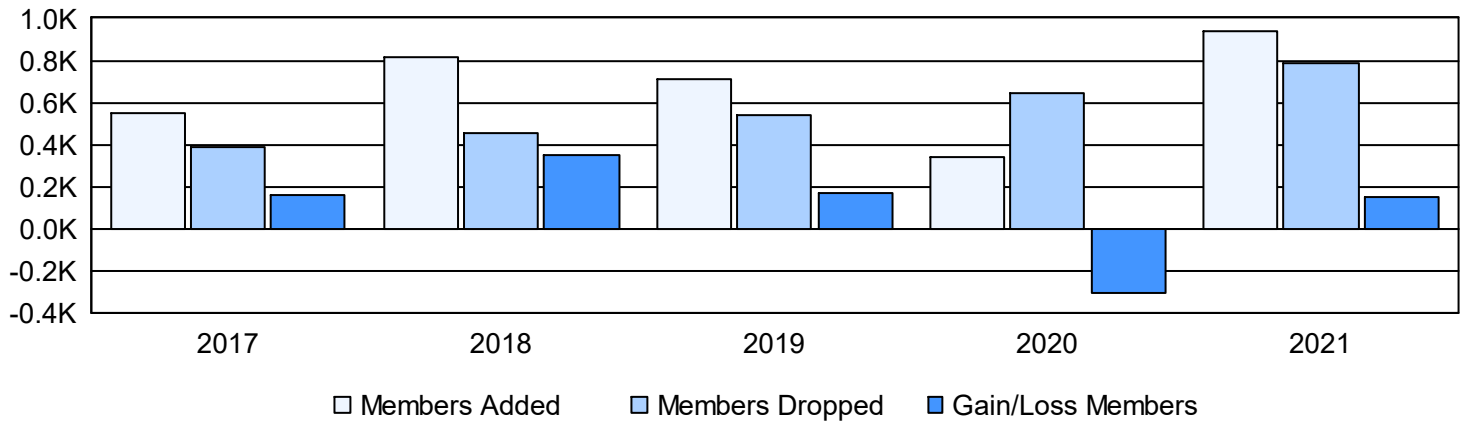
As of June 2021 Cumulative

Year	New Clubs	Dropped Clubs	Gain/ Loss Clubs	New Members	Charter Members	Reinstate Members	Transfer Members	Total Member Added	Total Members Dropped	Gain/ Loss Members
2016-2017	5	1	4	307	152	89	3	551	390	161
2017-2018	9	1	8	533	240	22	15	810	458	352
2018-2019	11	2	9	261	413	34	6	714	542	172
2019-2020	10	3	7	98	197	43	5	343	646	-303
2020-2021	16	15	1	461	407	46	22	936	782	154
Average	10	4	6	332	282	47	10	671	564	107

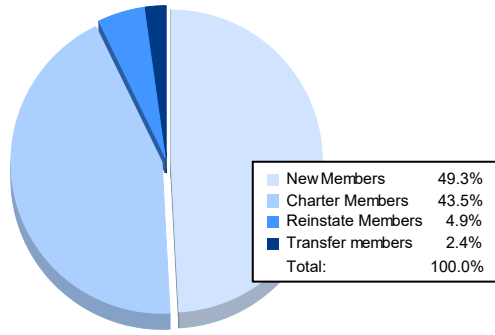
Clubs



Members



Membership Composition June 2021 Cumulative



Gender Composition June 2021 Cumulative

